

# THICK JUNGLE

BIO-AMW-001








# THICK JUNGLE


## INTRODUCTION

Plantscape Thick Jungle reflects the character of a tropical rain forest. Its dense trees maneuver the terrain as it creates a threshold. A variety of materials convey a richer character with dynamic depth and shadows, broadcasting a sense of sophistication in expressive color compositions that reflect the subtlety or the intensity of your brand.







**SND103**  
STORM CLOUD



**MRD#20**  
TRIMMED REINDEER MOSS





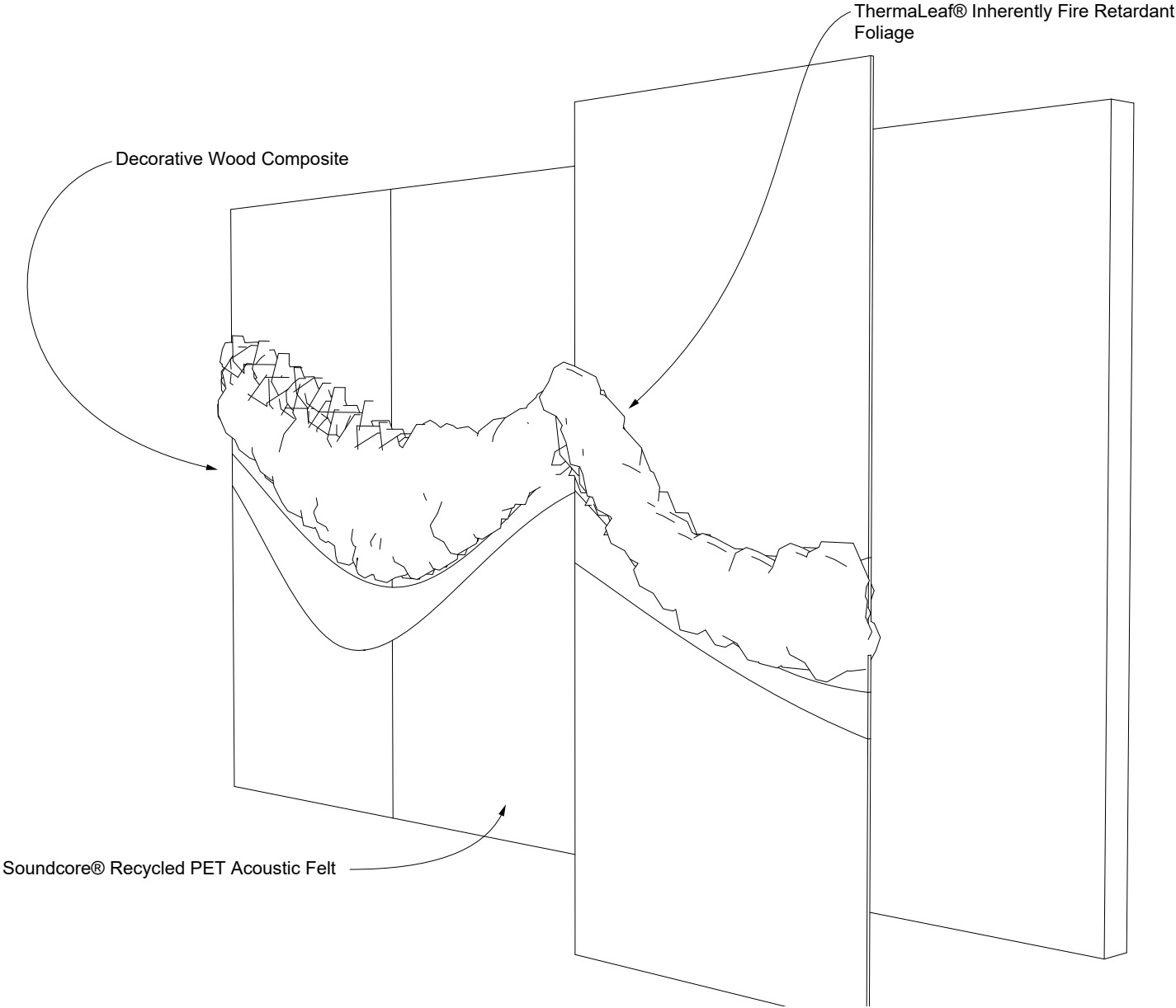
## EXPERIENCE THRESHOLD

One is greeted with a threshold of dense trees at the foot of the forest. One side of the threshold acts as a gesture of guidance while the other acts as a place for deep. It can serve as a means of wayfinding or a deep canopy of refuge from the sun.



# THICK JUNGLE

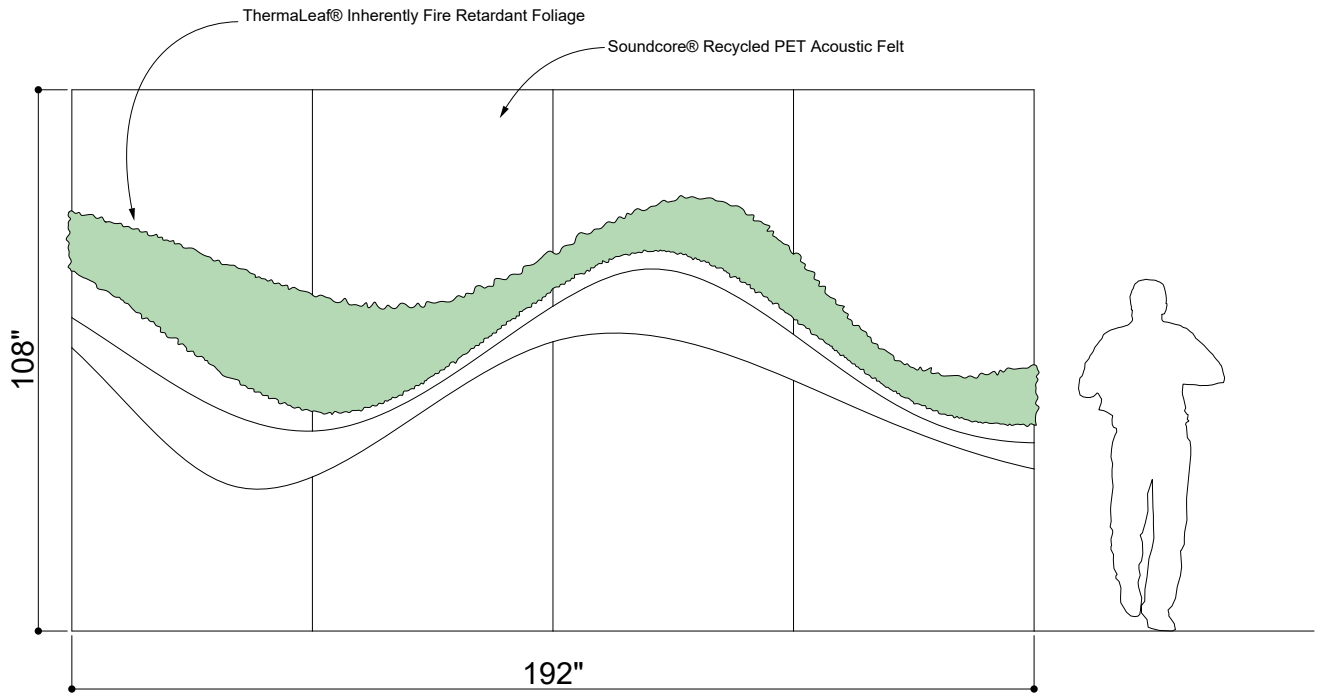
EXPLODED VIEW



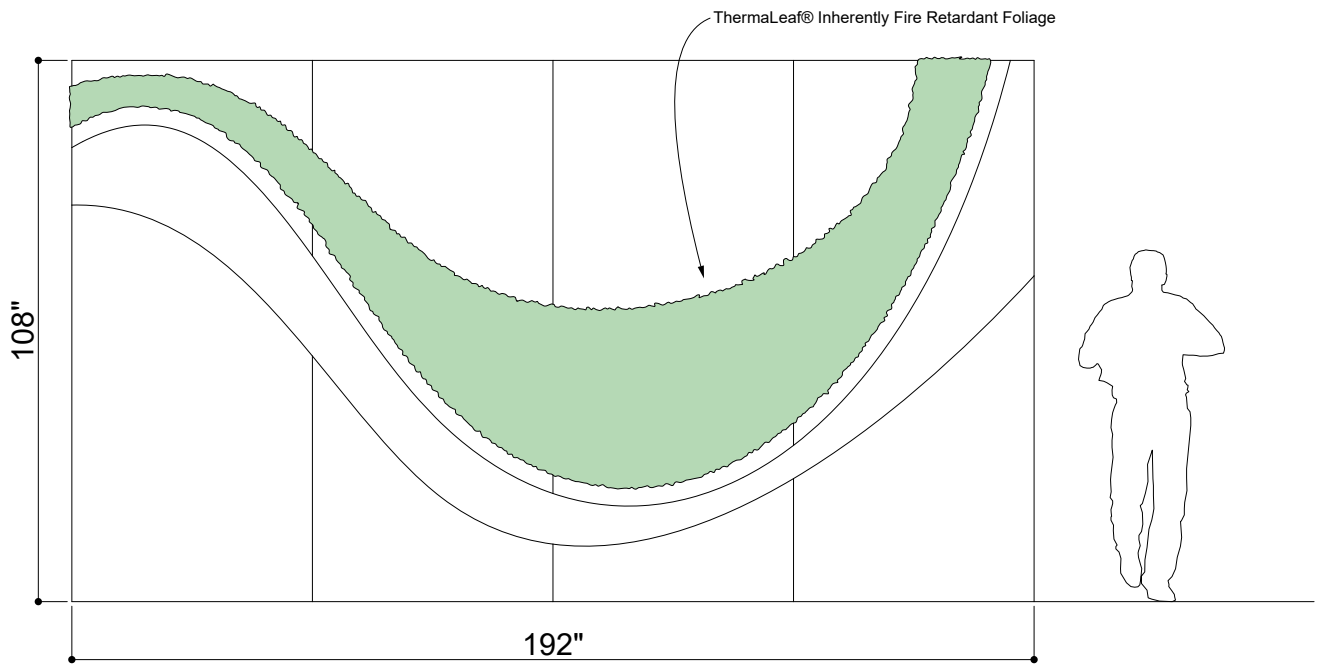


# THICK JUNGLE

## ELEVATIONS



① ELEVATION 1

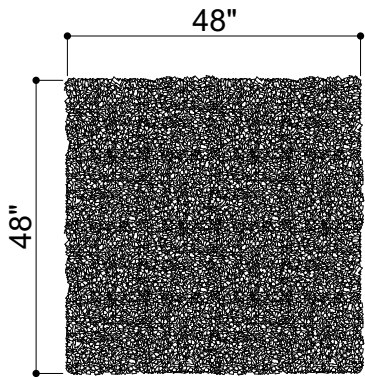


② ELEVATION 2




# THICK JUNGLE


## GREENERY CONFIGURATIONS



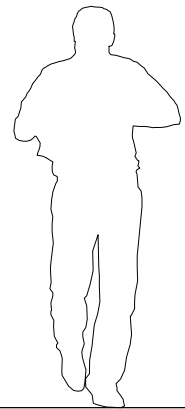
Trimmed 100% Density



Lush 50% Density



Lush 100% Density




Trimmed 100% Density



Lush 50% Density



Lush 100% Density





# THICK JUNGLE

## THERMALEAF® FOLIAGE SYSTEMS


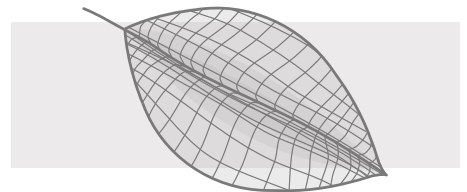
We offer foliage systems for every project and environment type, ranging from live plants to preserved options, to long-lasting replica greenery. Interior vegetation must pass strict fire codes, and ThermoLeaf® greenery ensures fire code compliance as the safest commercially available foliage - that means complete design flexibility with guaranteed feasibility.



### REPLICA GREENERY

Replica greenery is the most versatile indoor foliage system, with a massive variety of plant types that can be mixed and matched regardless of atmospheric conditions.

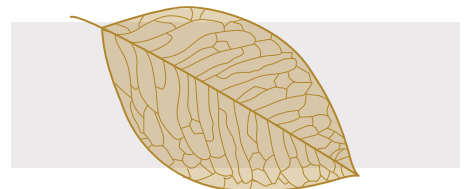
- VARIETY ● ● ● ● ●
- DURABILITY ● ● ● ● ●
- INITIAL COST ● ● ● ● ○
- ONGOING COSTS ● ○ ○ ○ ○



### PRESERVED GREENERY

Preserved greenery maintains the appearance of live plants with less ongoing maintenance. While not every plant can be preserved, certain fronds and reindeer moss remain incredibly popular choices.

- VARIETY ● ○ ○ ○ ○
- DURABILITY ● ● ● ● ○
- INITIAL COST ● ● ● ● ○
- ONGOING COSTS ● ○ ○ ○ ○



### LIVE GREENERY

Live greenery has a soothing presence and invokes a greater sense of wellness and sustainability. Some conditions may limit the viability of live greenery, as it is climate-sensitive and requires ongoing care.

- VARIETY ● ● ● ● ○
- DURABILITY ● ○ ○ ○ ○
- INITIAL COST ● ● ● ● ○
- ONGOING COSTS ● ● ● ● ○





# THICK JUNGLE

## SPECIFICATIONS

<b>PRODUCT ID</b>	BIO-AMW-001
<b>CONTENT</b>	ThermaLeaf® Inherently Fire Retardant Foliage, Soundcore® Recycled PET Acoustic Felt
<b>DURABILITY</b>	Impact resistant, shock absorbant
<b>WEATHERING</b>	Non-deteriorating, non-hygroscopic, colorfast
<b>MAINTENANCE</b>	Clean with vacuum or light dusting
<b>WARRANTY</b>	Comes with industry-leading standard warranty
<b>ENVIRONMENTAL</b>	LEEDv4, VOC free, 100% recyclable, non-toxic, non-allergenic, anti-microbial
<b>INSTALLATION</b>	Plantscape Installation Systems are product specific
<b>ACOUSTICS</b>	Provides acoustic dampening
<b>FLAMMABILITY</b>	ASTM E84: Class A
<b>SUSTAINABILITY</b>	Made from 60% recycled content and is 100% recyclable




# THICK JUNGLE

## COLORWAYS


### SOUNDCORE® RECYCLED PET ACOUSTIC FELT



**SNDI05**  
Sand Dollar



**SNDI31**  
Abalone




**SND037**  
Paper




**SNDI30**  
Buckskin



**SNDI25**  
Chinchilla



**SND034**  
Granite Peak




**SNDI26**  
Wolfhound



**SNDI03**  
Storm Cloud



**SNDI18**  
Anchor



**SNDI15**  
Mako



**SNDI29**  
Dried Thyme



**SNDI07**  
Grasshopper


### ELEMENTS VENEERED RECYCLED PET ACOUSTIC FELT



**ELM326**  
Soft Maple



**ELM311**  
Soft Elm




**ELM325**  
Rough Elm




**ELM329**  
Gray Cherry




**ELM334**  
Greige Walnut




**ELM337**  
Rosy Elm




**ELM338**  
Straight Teak




**ELM341**  
Cotton Candy




**ELM316**  
Greige Elm




**ELM318**  
Olde Gray



**ELM410**  
Maple



**ELM343**  
Caramel Coffee



**ELM344**  
Rustic Cherry

# THICK JUNGLE

## OUR MISSION



## CELEBRATE NATURE THROUGH DESIGN

For over forty-five years, our mission has been to reconnect people with the experience of the natural world. For many, opportunities to enjoy lush environments are rare, and that lack of connection can take a toll on your sense of well-being. We are leading the charge into the future of biophilic design by creating transportive green experiences within everyday environments that harmonize with the context of your space.

We continue to innovate in our industry, designing the most botanically accurate, safest, and most durable replica greenery commercially available. Our project portfolio spans 75+ countries around the world, and we remain one of the top competitors in commercial greenery.